


TYPE CC-B



FEATURES

- 150 lbs. [68 kg] weight capacity
- Effortless opening and closing of the door with the Catch 'N' Close Closing System (for doors wider than 30 in [762 mm])
- Easy Connect Hanger System for easy installation
- Nylon wheels and precision ball bearings provide smooth and quiet door operation
- Crowder Frame pocket door kit including header track, header brackets, steel uprights and foot brackets to build a pocket on site
- Cycle tested for up to 150,000 cycles without fail
- ADA Compliant (Barrier-free) design

COMPLETE 1 DOOR KIT BREAKDOWN



Each kit includes one CP-403-RS Header Track c/w Catch 'N' Close Slot x length based on kit size, two CP-HB2X4 Header Brackets, two CP-830 Drywall Support x length based on kit size, four (or six) Steel Uprights x length based on kit size, two (or three) CP-2X4 Foot Brackets, one CC-493 Easy Connect Catch 'N' Close Hanger, one CP-493 Easy Connect Pocket Hanger, two CC-100 Catch 'N' Close In-Track Stops, two Catch 'N' Close Closing Devices, one CP-008 Catch 'N' Close Crowder Frame Clip, one C-201 Guide Channel x length based on kit size, one CP-200 Pocket Guide and necessary fasteners

CC-75 for doors up to 75 lbs. [34 kg]

CC-1 for doors up to 150 lbs. [68 kg]

Door Width

30 in [762 mm] to 36 in [914 mm] wide

Greater than 36 in [914 mm] to 48 in [1219 mm] wide

Door Height

80 in [2032 mm] to 84 in [2134 mm]
or 2150 mm high

92 in [2337 mm] to 96 in [2438 mm]
or 2455 mm high

OPTIONAL

Door Locks & Pulls



Add-On Products



CPD-2X4-Joiner Kit

Use for applications where double bi-parting door openings are required. Two single Crowder Frame kits are required in order to use the joiner kit.

Customer Name

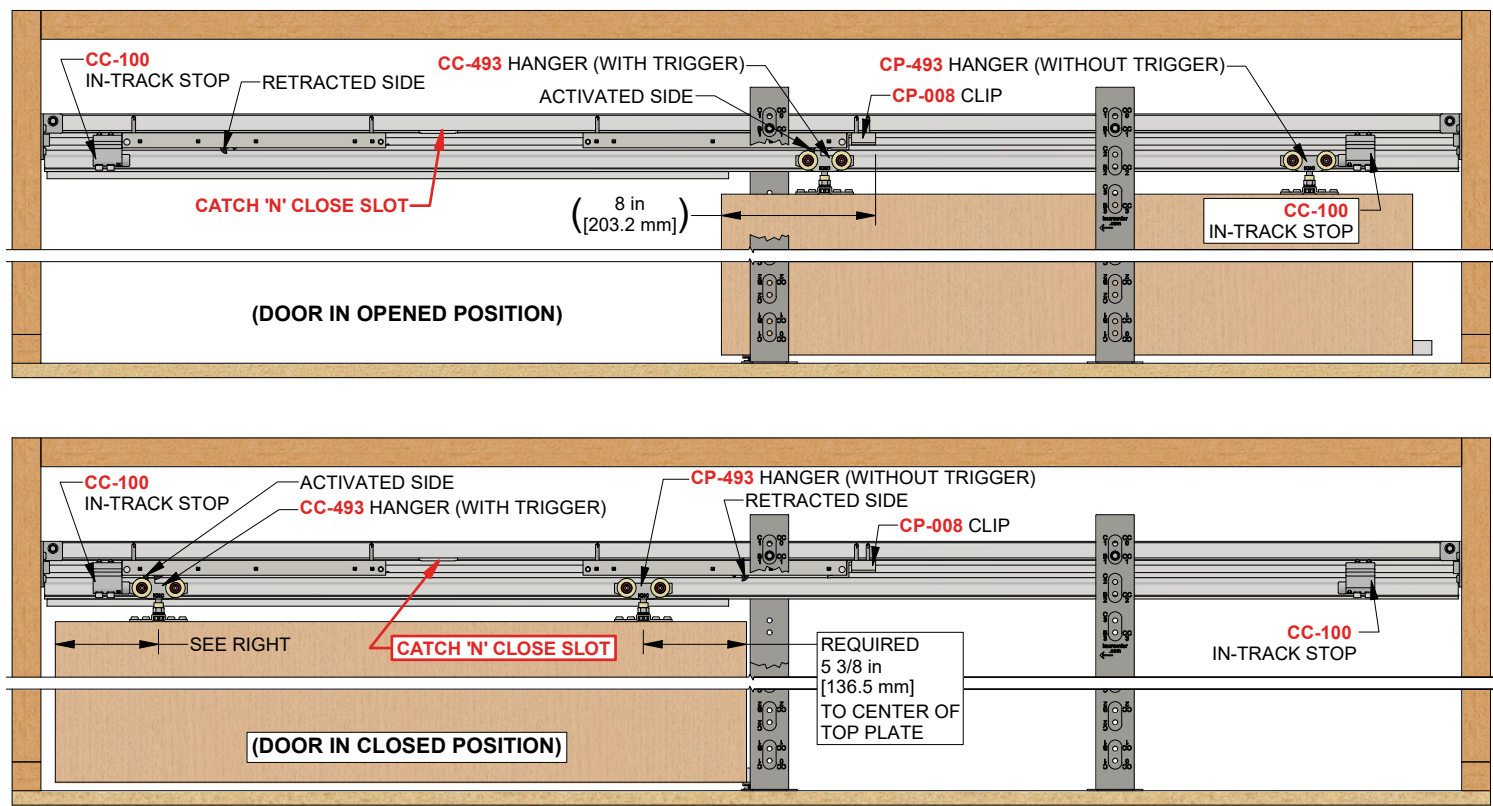
Job No./Name

Date

Provided By

Notes

COMPLETE ELEVATION VIEW

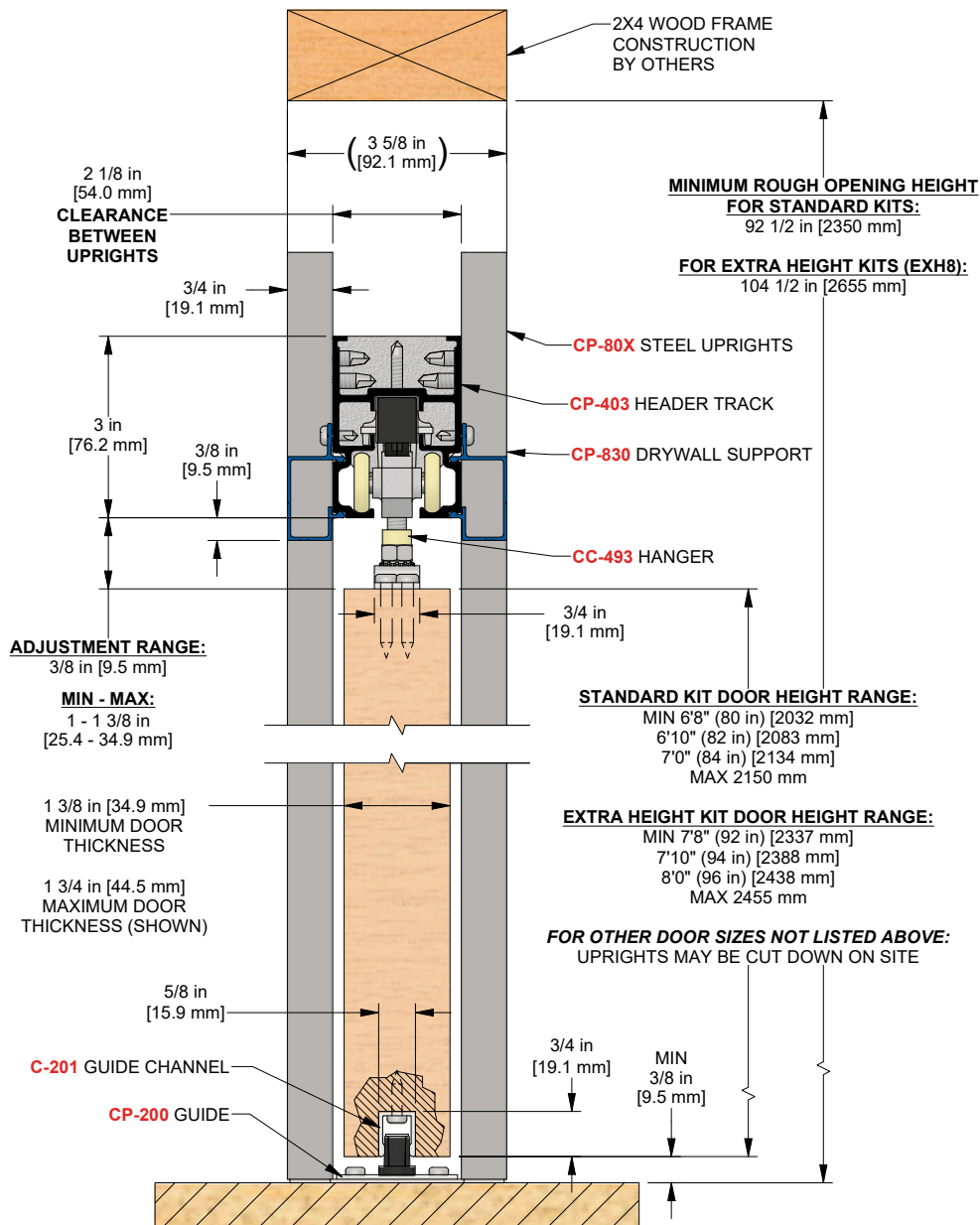


Customer Name	Job No./Name	Date	Provided By
_____	_____	_____	_____

Notes

TYPE CC-B

PRODUCT DIMENSIONS



Installation
Instructions



Customer Name

Job No./Name

Date

Provided By

Notes