

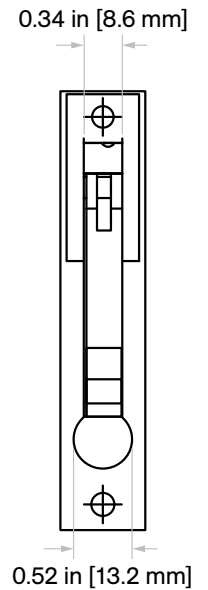
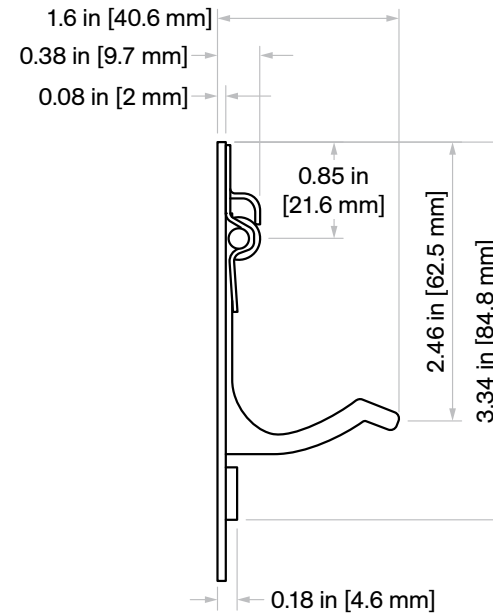
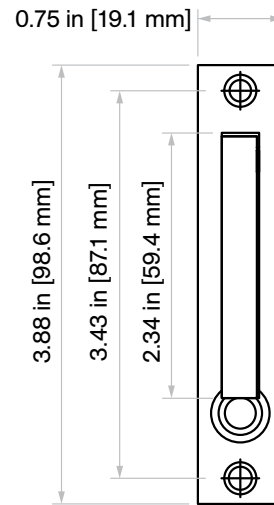
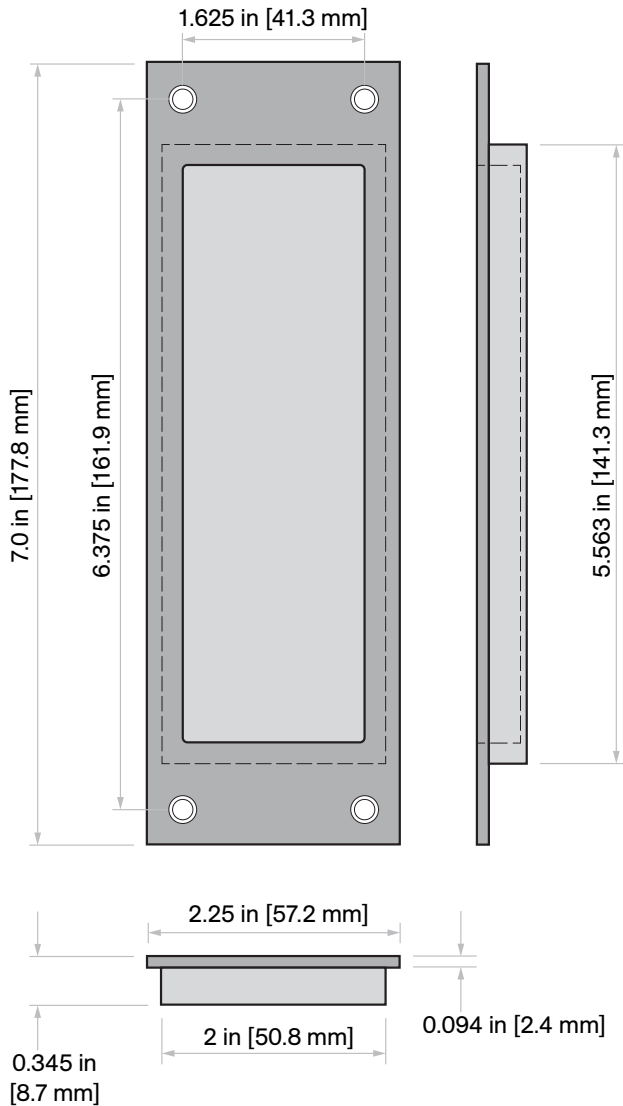
C-21-BB Passage Set

Installation Instructions

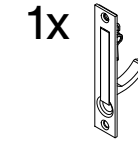
Specifications

Door Thickness: 1 3/8 in [34.9 mm] minimum

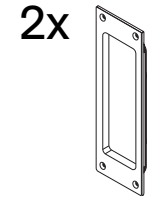
Not to scale



Included Components



C-21
Edge Pull Body



C-90B
Flush Pull

Door Prep Template


Horizontal and vertical spacing of the flush pulls is up to the end user. However, we do suggest to line up the backset with the other locks on your project.

For example: 2 in [50.8 mm], 2.5 in [63.5 mm], 2.75 in [69.8 mm], 5 in [127 mm], and 6 in [152.4 mm].

Responsibility

Door and frame manufacturers are responsible for providing adequate construction or reinforcement for proper installation of hardware shown.

C-90B



C-21

