

# C-538-B



## FEATURES

- 125 lbs. [56 kg] weight capacity
- Nylon wheels and precision ball bearings provide smooth and quiet door operation
- Adjustable in-track stops
- Cycle tested for up to 150,000 cycles without fail
- ADA Compliant (Barrier-free) design
- Anodized or powder-coated finishes also available
- For 1 3/8 in [34.9 mm] thick doors

## COMPLETE 2 DOOR KIT BREAKDOWN



**1 - C-538 Double Track**  
x length based on kit size (e.g. 72 in [1829 mm] kit for 36 in [914 mm] wide door)



**4 - C-400 Top Mount Hangers**  
complete with screws



**4 - CDC-400 Catch/Stops**  
complete with screws



**2 - C-201 Aluminum Guide Channels**  
x length based on kit size (e.g. 36 in [914 mm] guide channel for 72 in [1829 mm] kit)



**1 - C-200D-138 Bypass Double Guide**  
for 1 3/8 in [34.9 mm] thick door applications, complete with screws

## OPTIONAL

### Door Locks & Pulls



### Add-On Products



**C-519 Fascia x 1**  
x track length

**C-519 Fascia x 2**  
x track length

Customer Name

Job No./Name

Date

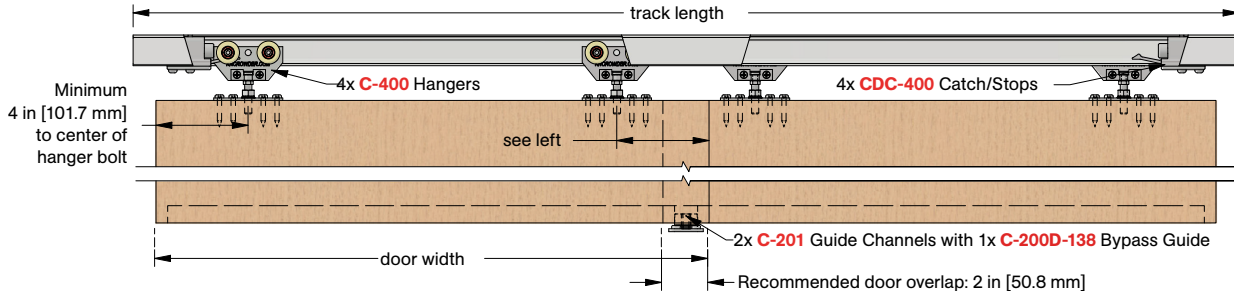
Provided By

Notes

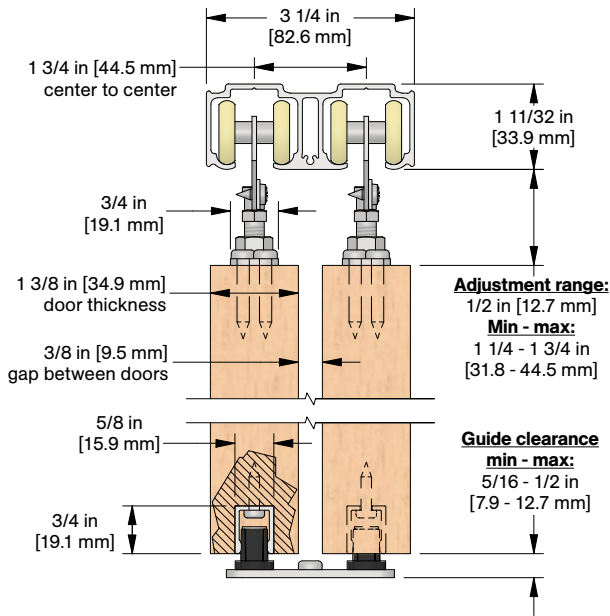
# C-538-B



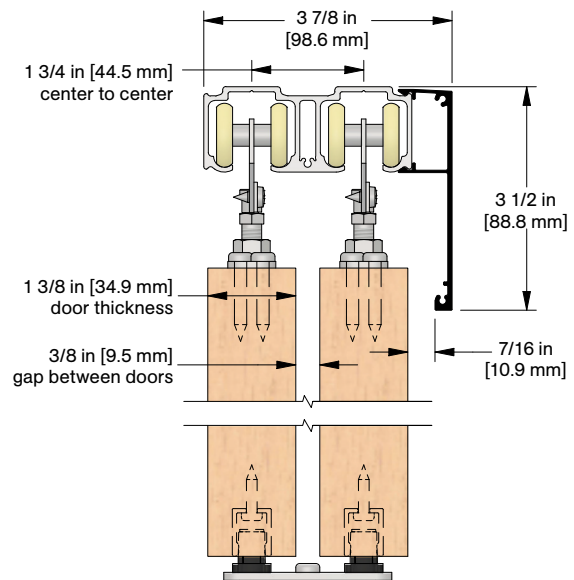
## COMPLETE ELEVATION VIEW



## PRODUCT DIMENSIONS



### Optional C-519 Snap-on Fascia, illustrated as solid black profile



Installation  
Instructions



Customer Name

Job No./Name

Date

Provided By

Notes