

# C-95SL-CHL Security Lockset and Pulls

## Self-Latching Barrier-Free (ADA Compliant)

Installation Instructions

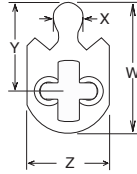
### Specifications

**Case:** Heavy gauge wrought  
**Armor Front:** Brass, bronze, stainless  
**Dead Bolt:** 1/2 in [12.7 mm] thick x 5/8 in [15.9 mm] high x 1 in [25.4 mm] throw  
**Cam:** See details on right  
**Door Thickness:** 1 3/4 in [44.5 mm] or 1 3/8 in [34.9 mm]

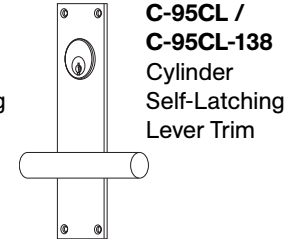
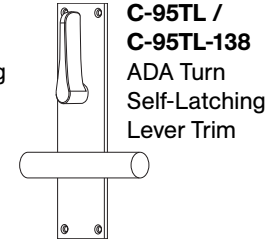
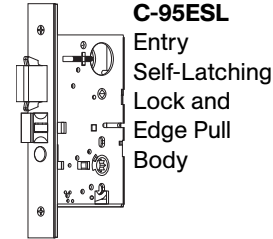
### Cam Required: B520-233

#### Dimensions

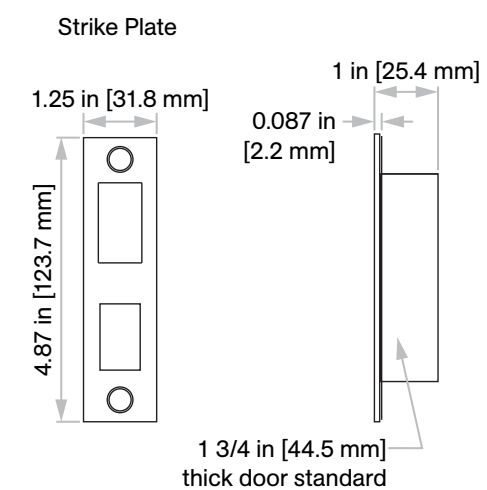
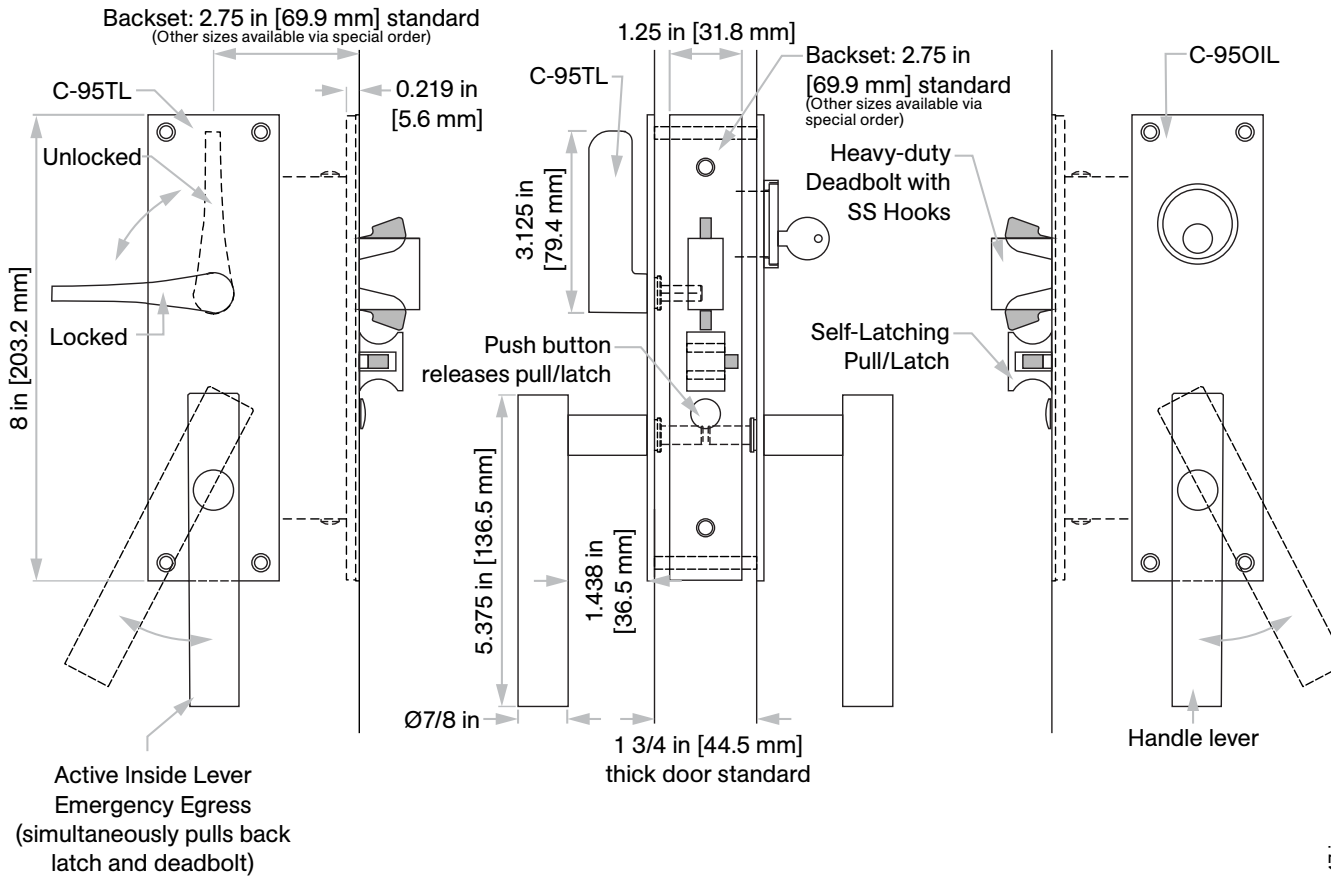
W = 1.000 in [25.4 mm]  
 X = 0.232 in [5.9 mm]  
 Y = 0.729 in [18.5 mm]  
 Z = 0.694 in [17.6 mm]



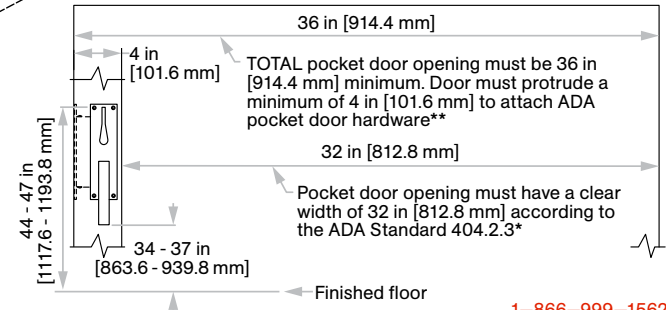
### Included Components



**Cylinder**  
 1 in Diameter  
 Hole x 1 in Depth  
 5-PIN Schlage "C"  
 Key Way (will sit flush with door)



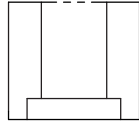
**Not to scale**



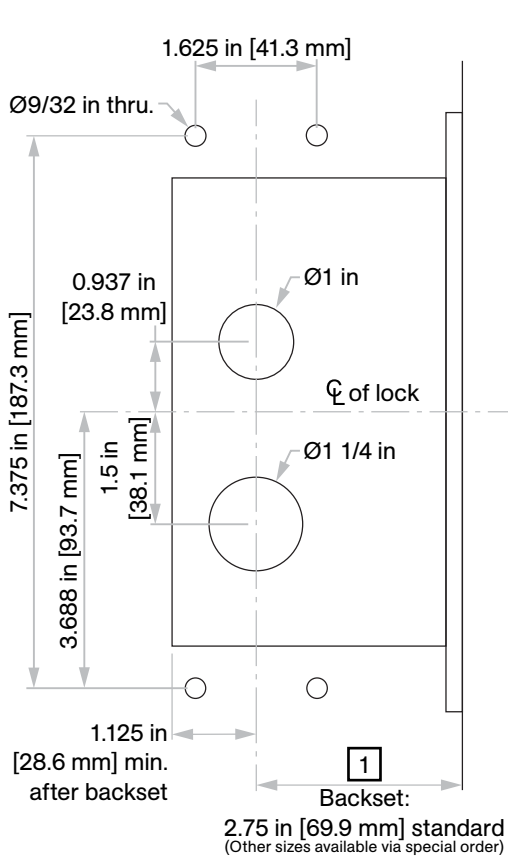
# Door Prep Template

Not to scale

- 1 Insert backset here 2.5 in [63.5 mm], 2.75 in [69.9 mm], 5 in [127 mm], or 6 in [152.4 mm], optional sizes available
- 2 Prep for #12 wood or 12-24 machine screws
- 3 Centerline of strike is 0.375 in [9.5 mm] above centerline of lock



## Inside of door



## Outside of door

