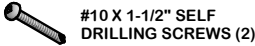
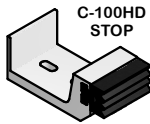
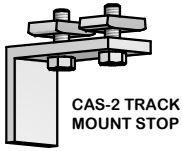
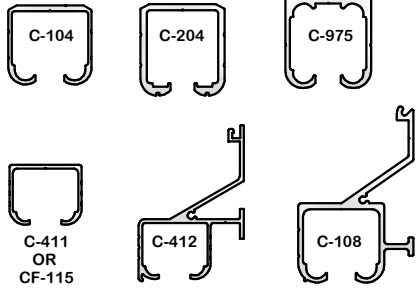


# CAS-2 DOOR STOP INSTRUCTION SHEET

## PARTS LIST



## TRACK COMPATIBILITY



CAS-2 DOOR STOP (A 2 PART PRODUCT) IS IDEAL FOR DOUBLE DOOR APPLICATIONS.

## INSTRUCTIONS:

### STEP 1

INSTALL CAS-2 TRACK MOUNT STOP BY SLIDING IT ON TO THE TRACK FROM THE END WITH THE SQUARE NUTS INSIDE THE TRACK. SEE ILLUSTRATION FOR MORE DETAILS.

### STEP 2

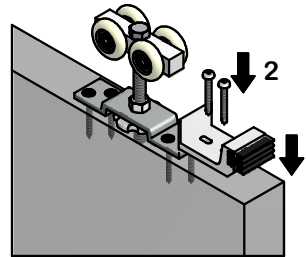
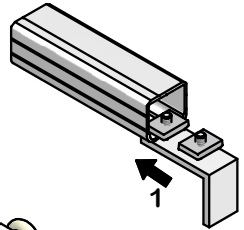
INSTALL C-100HD STOP ON TOP OF DOOR WITH NEOPRENE AT LEAST 1/4" AWAY AND FACING THE EDGE OF DOOR.

### STEP 3

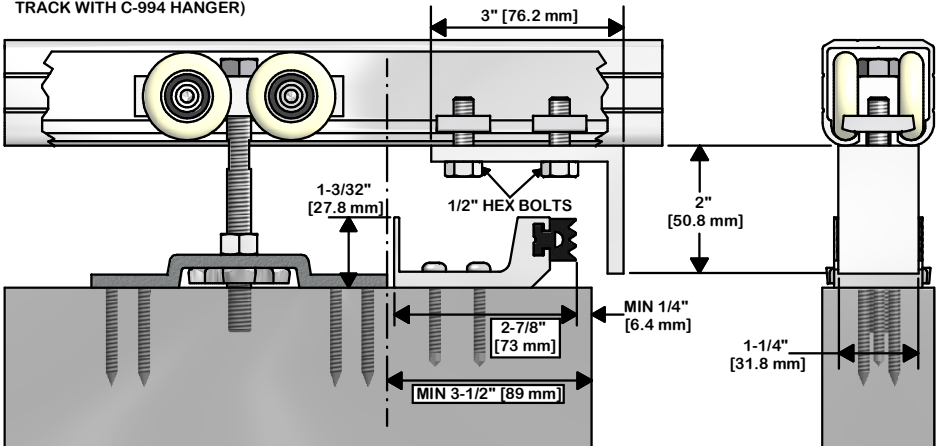
INSTALL DOOR AND OTHER REQUIRED PRODUCTS. DOOR HANGERS MUST BE AT LEAST 3-1/2" FROM THE EDGE OF THE DOOR TO AVOID OBSTRUCTION WITH THE CAS-2.

### STEP 4

PLACE DOOR IN CLOSED OR THE REQUIRED STOPPING LOCATION. SLIDE CAS-2 TRACK MOUNT STOP UP AGAINST THE C-100HD NEOPRENE. USING A 1/2" WRENCH TIGHTEN THE BOLTS TO CLAMP THE SQUARE NUTS AGAINST THE TRACK.



(CAS-2 IS SHOWN WITH C-104 TRACK WITH C-994 HANGER)



**K.N. CROWDER MFG. INC.**  
1220 BURLOAK DRIVE  
BURLINGTON, ONTARIO, CANADA, L7L 6B3  
TELEPHONE: 905-315-9788 - FAX: 905-315-8090  
TOLL FREE FAX: 1-800-567-0123

**K.N. CROWDER INC.**  
210 EIGHTH STREET SOUTH  
LEWISTON, NEW YORK, U.S.A. 14092  
TELEPHONE: 1-716-754-8247  
TOLL FREE FAX: 1-800-567-0123

WEBSITE: [www.kncrowder.com](http://www.kncrowder.com) --- E-MAIL: [customerservice@kncrowder.com](mailto:customerservice@kncrowder.com)