


CCDC-810



FEATURES

- 300 lbs. [136 kg] weight capacity
- Effortless opening and closing of the door with the Catch 'N' Close Closing System (for doors wider than 30 in [762 mm])
- Zero Clearance Hanger System reduces light and sound entry
- Nylon wheels and precision ball bearings provide smooth and quiet door operation
- Cycle tested for up to 150,000 cycles without fail
- ADA Compliant (Barrier-free) design
- Available in clear or black anodized, mill finish or powder coated

COMPLETE 1 DOOR KIT BREAKDOWN



- 1 - CC-905 Drywall Ceiling Track**
x length based on kit size (e.g. 72 in [1829 mm] kit for 36 in [914 mm] wide door)



- 2 - CC-810 Zero Clearance Catch 'N' Close Hangers**
complete with screws and adjustment tools



- 2 - CC-101HD Catch 'N' Close In-Track Stops**
complete with set screws for friction fit



- 2 - Catch 'N' Close Closing Devices**
complete with screws
CC-2 for doors up to 200 lbs. [90 kg]
CC-3 for doors up to 300 lbs. [136 kg]



- 1 - C-914 Aluminum Guide Channel**
x length based on kit size (e.g. 36 in [914 mm] guide channel for 72 in [1829 mm] kit)

- 1 - C-913 Floor Guide**
complete with screws

OPTIONAL

Door Locks & Pulls



Customer Name

Job No./Name

Date

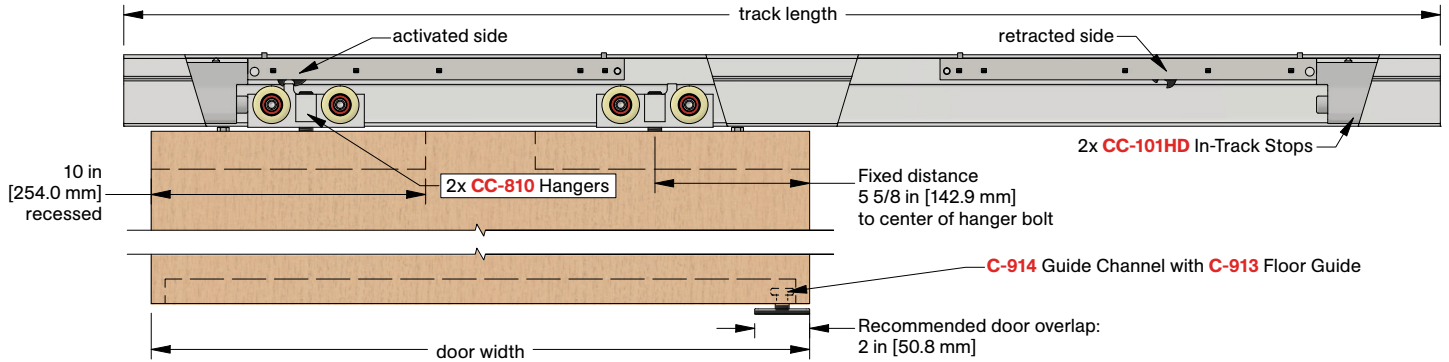
Provided By

Notes

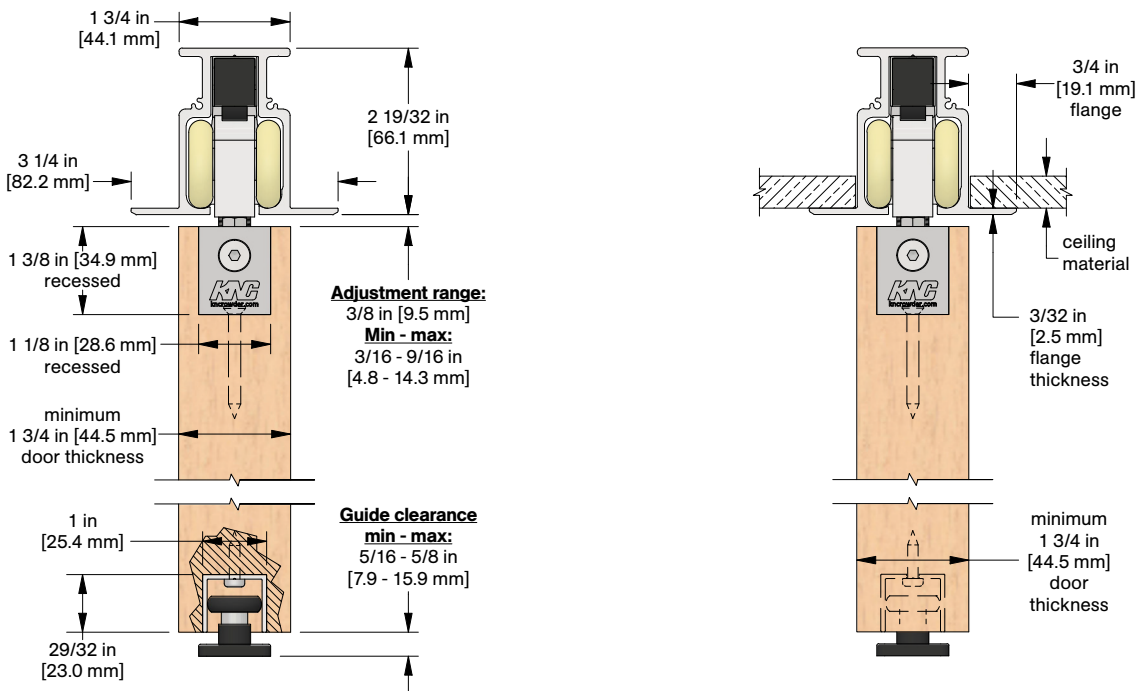
CCDC-810



COMPLETE ELEVATION VIEW



PRODUCT DIMENSIONS



Installation
Instructions



Customer Name

Job No./Name

Date

Provided By

Notes