CDC-411 DOOR CATCH/STOP

INSTRUCTION SHEET

PARTS LIST

CDC-411 DOOR CATCH/STOP

#10 X 2" SELF DRILLING SCREWS (2)

TRACK COMPATIBILITY

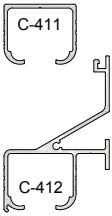

(MODIFIED CDC-411)

TYPE C CROWDERFRAME

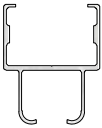

ALL THE ABOVE TRACKS WITH THIS HANGER ONLY

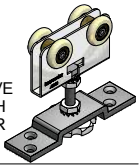

THE CDC-411 DOOR CATCH/STOP IS USED TO STOP AND HOLD THE DOOR IN THE REQUIRED POSITION BY ENGAGING THE HANGER INSIDE THE TRACK. INSTALLATION OF THE CDC-411 SHOULD BE DONE AFTER THE TRACK, HANGERS AND DOOR HAVE BEEN INSTALLED.

INSTRUCTIONS:

STEP 1

PLACE THE CDC-411 STOP IN TRACK AND WITH HAND PRESSURE ENGAGE THE STOP WITH THE HANGER.

STEP 2

MOVE THE DOOR TO THE REQUIRED POSITION (THE STOP WILL REMAIN ENGAGED WITH THE HANGER) AND MARK THE LOCATION OF THE STOP ON THE UNDERSIDE OF THE TRACK.

STEP 3

SECURE STOP IN POSITION WITH ONE SCREW (#10 X 2" S.D.S) CHECK PLACEMENT BY PLACING THE DOOR AGAINST THE STOP. RE-POSITION IF REQUIRED AND SECURE FINAL POSITION WITH BOTH SCREWS.

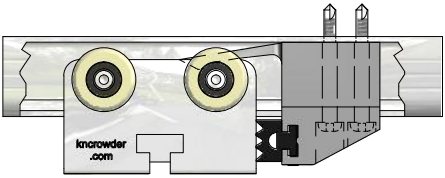

(CDC-411 IS SHOWN WITH C-411 SERIES TRACK AND HANGER)

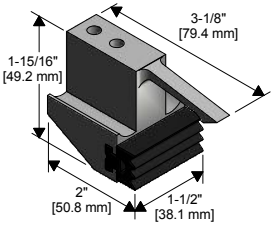

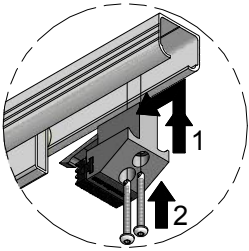

Crowdertrack
"Smooth as flight"

WEBSITE: www.kncrowder.com
E-MAIL: customerservice@kncrowder.com

K.N. CROWDER MFG. INC.
1220 BURLOAK DRIVE
BURLINGTON, ONTARIO, CANADA, L7L 6B3
TELEPHONE: 905-315-9788 - FAX: 905-315-8090
TOLL FREE FAX: 1-800-567-0123

K.N. CROWDER INC.
210 EIGHTH STREET SOUTH
LEWISTON, NEW YORK, U.S.A. 14092
TELEPHONE: 1-716-754-8247
TOLL FREE FAX: 1-800-567-0123