



## FEATURES

### Stormproof Aluminum Door Louver

- For 1 3/8 in [34.9 mm] to 1 3/4 in [44.5 mm] doors
- Suitable for exterior applications where weather protection is required
- Sight-proof, stormproof Z-blades with water baffle at 1 5/8 in [41.2 mm] intervals
- 1/2 in [12.7 mm] trim frame with reinforced mitered corners
- Louver frame is screwed into door from 2 sides
- .063" thick 6063-T5 extruded aluminum
- Custom sizing (min. cut-out size 8 in [203.2 mm] x 8 in [203.2 mm], max. cut-out size 48 in [1219.2 mm] x 90 in [2286 mm])
- 35% free area for optimal airflow

## CUSTOM SIZE

(dimensions are door cut-out size, unless specified otherwise)

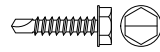
\_\_\_\_\_ wide x \_\_\_\_\_ high

## OPTIONS

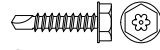
### Finish

Mill finish

### Fasteners



#6-20 x 3/4" Hex Head Screws



Security torx screws

### Screen

No screen

Nylon insect screen - black fibreglass screen with 18 x 16 mesh

Aluminum bird screen - silver aluminum screen with 18 x 16 mesh

Customer Name

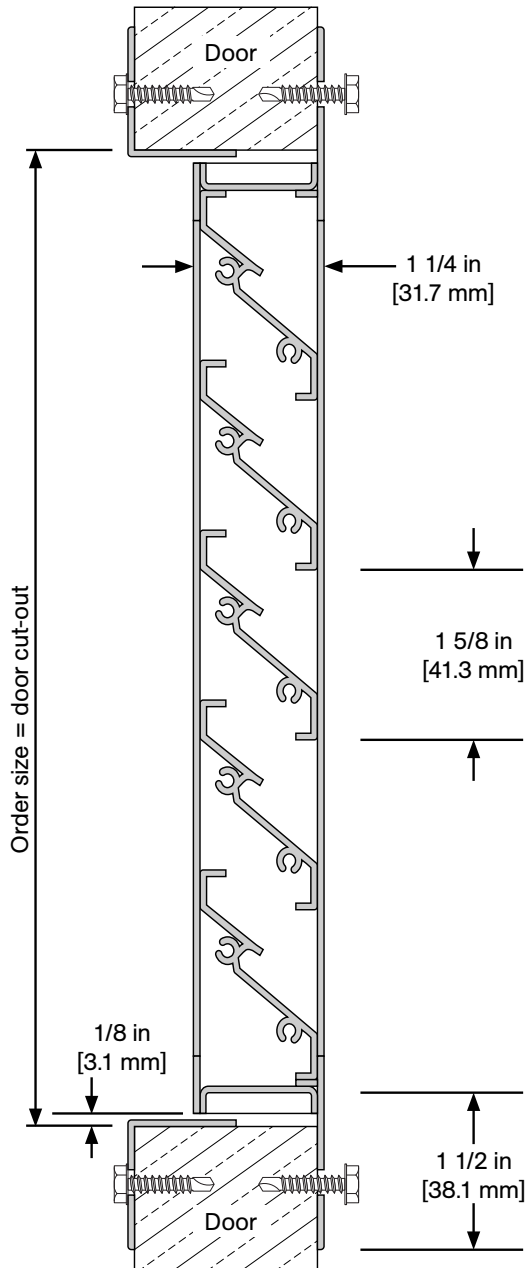
Job No./Name

Date

Provided By

Notes

## PRODUCT DIMENSIONS



Customer Name

Job No./Name

Date

Provided By

Notes