


# CRT-52-38-SS



## FEATURES

- 175 lbs. [79 kg] weight capacity
- Delrin wheels and precision ball bearings provide smooth and quiet door operation
- Adjustable in-track stops
- Cycle tested for up to 150,000 cycles without fail
- ADA Compliant (Barrier-free) design
- Also available in black (CRT-52-38-BP)
- For 1 3/8 in [34.9 mm] thick door

## COMPLETE 1 DOOR KIT BREAKDOWN



**1 - CRT-50-SS Round Track**  
x length based on kit size (e.g. 72 in [1829 mm] kit for 36 in [914 mm] wide door)



**CRT-22-WB-SS Wall Mount Brackets**  
quantity dependent on track length  
complete with 5/16-18 flat head socket lag screws and expansion shields



**2 - CRT-52-38-SS Strap Mount Hangers**  
complete with anti-lift and custom mounting screws



**2 - CRT-50-SS Shock Absorbing Stops**  
clamp around flat track



**1 - C-914 Aluminum Guide Channel**  
x length based on kit size (e.g. 36 in [914 mm] guide channel for 72 in [1829 mm] kit)



**1 - C-913 Floor Guide**  
complete with screws

## OPTIONAL

### Door Locks & Pulls



### Notes:

Door thickness

Baseboard/trim thickness, if applicable

Customer Name

Job No./Name

Date

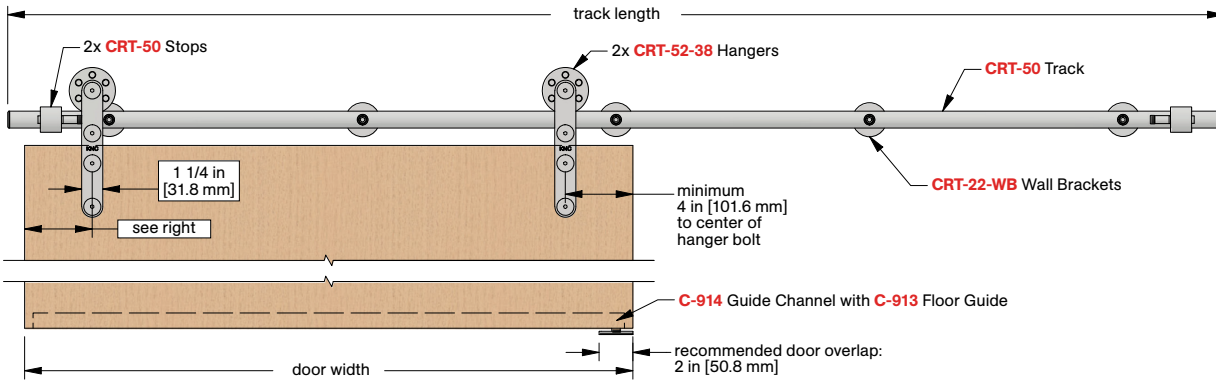
Provided By

Notes

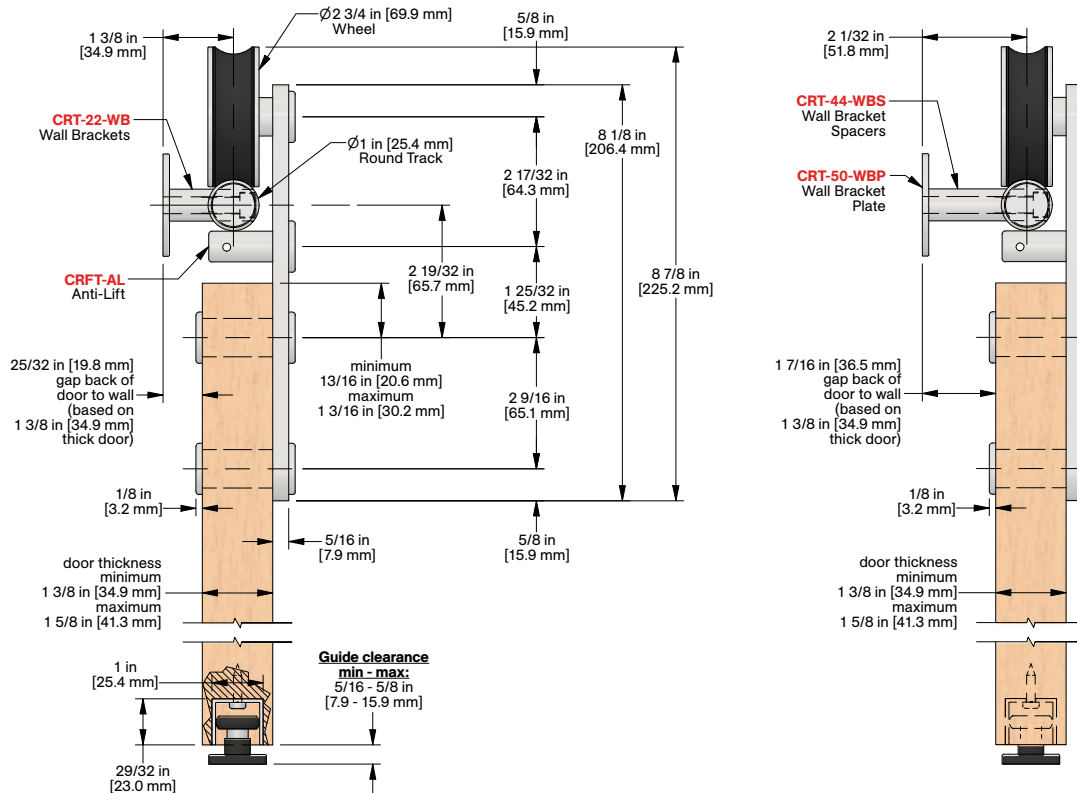
# CRT-52-38-SS



## COMPLETE ELEVATION VIEW



## PRODUCT DIMENSIONS



Installation Instructions



Customer Name	Job No./Name	Date	Provided By

### Notes