

# CRT-DP

## Back-to-Back Round Bar Door Pulls

Installation Instructions

**Door Thickness:** 1 3/4 in [44.5 mm] or 1 3/8 in [34.9 mm]

Available in Ø1 in [25.4 mm] x 18 in [457.2 mm] or 36 in [914.4 mm] round bar door pulls

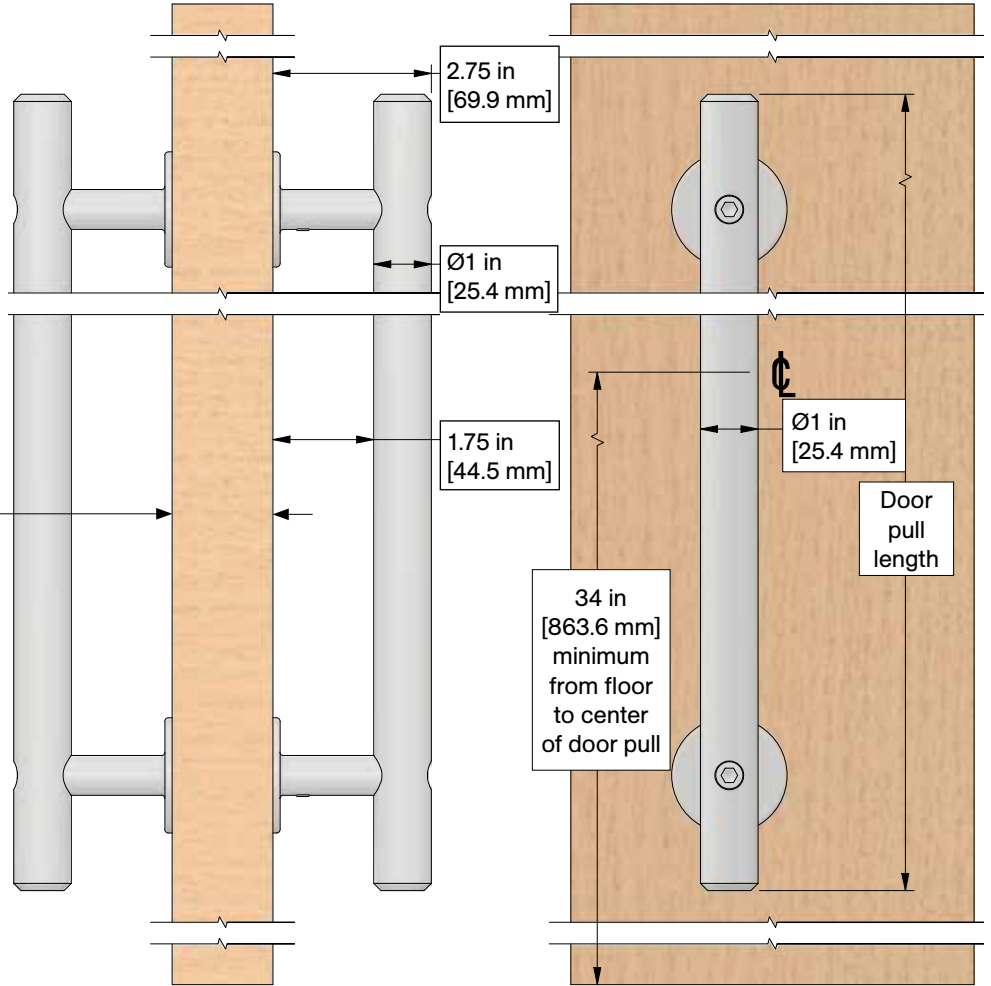
Longer door pull screw available for doors greater than 1 3/4 in [44.5 mm] to 2 1/2 in [63.5 mm] doors

### Center to Center Hole Spacing for Door Pulls

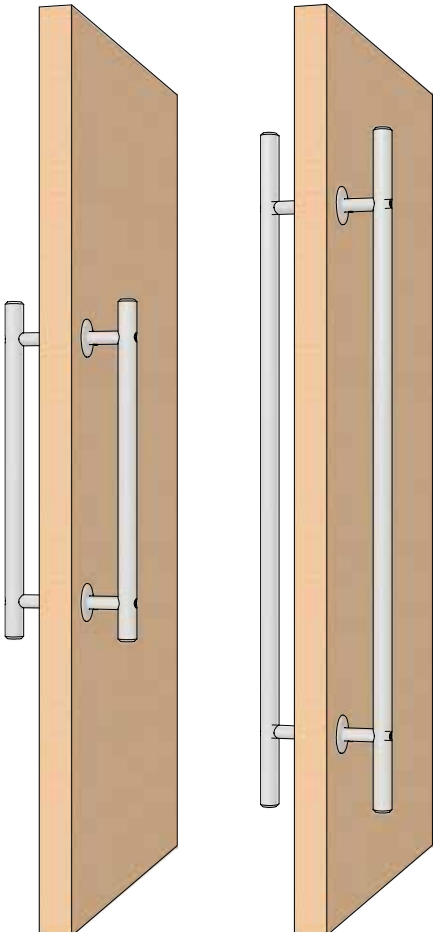
Overall Pull Length	No. of Holes	Dimension CTC
18 in [457.2 mm]	2	14 in [355.6 mm]
36 in [914.4 mm]	2	28 in [711.2 mm]

Suitable for 1 3/4 in [44.5 mm] to 1 3/8 in [34.9 mm] doors

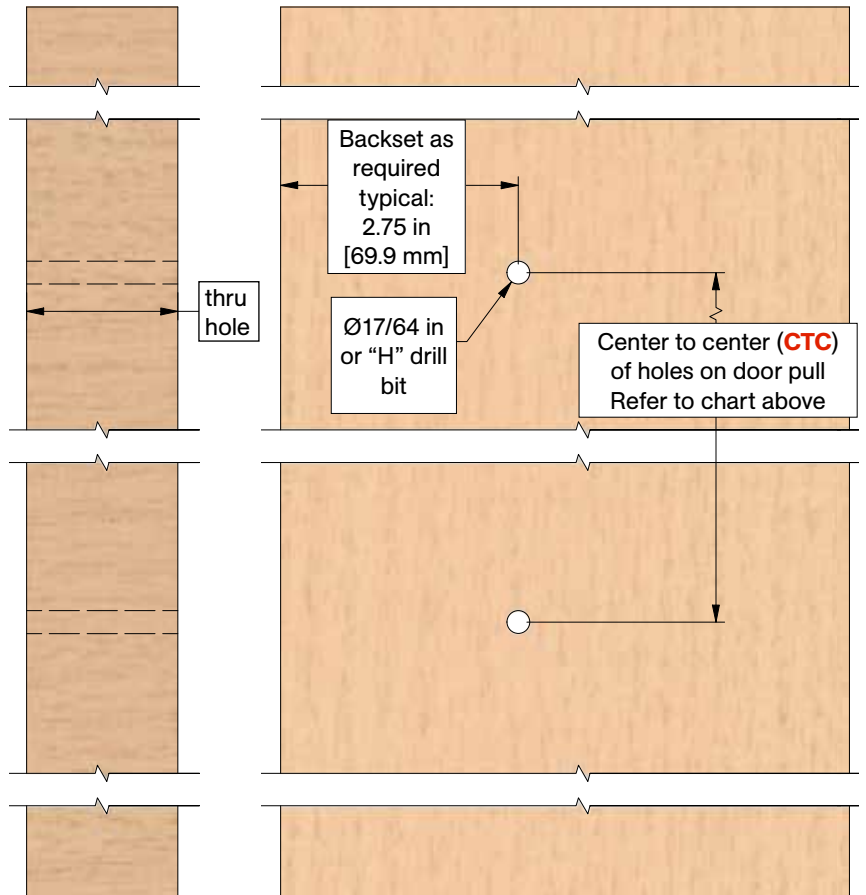
### Product Dimension Details



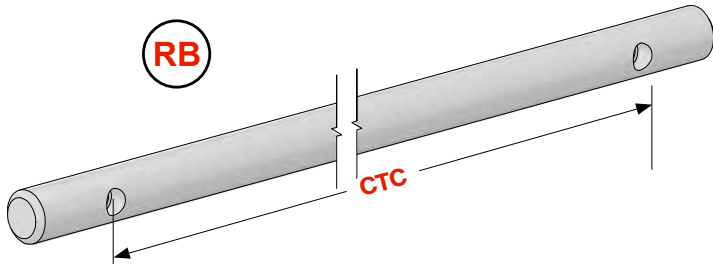
### Door Prep Details



CRT-DP18 (18 in [457.2 mm]) shown left  
CRT-DP36 (36 in [914.4 mm]) shown right



# Parts List



**CRT-RBDP-[door pull length] Round Bar Door Pull (2)**  
Door pull length, see chart right

## Center to Center Hole Spacing for Door Pulls

Overall Pull Length	No. of Holes	Dimension CTC
18 in [457.2 mm]	2	14 in [355.6 mm]
36 in [914.4 mm]	2	28 in [711.2 mm]

**SC**

5/16-18 x 1" Socket Head Cap Screw (4)

**A**

**CRT-DPB-A (2)**  
Door pull bracket Type A, threaded hole both ends



**CRFT-DPSCREW2**  
Custom long door pull screws, hex drive one end, 1/4-20 thread opposite end  
**(optional add-on for 2 1/2 in [63.5 mm] doors)**

**B**

**CRT-DPB-B (2)**  
Door pull bracket Type B, threaded hole one end, clearance hole opposite end

**SS**

1/4-20 x 3/16" Cup Point Socket Set Screw (2)

**DS**

**CRFT-DPSCREW (2)**  
Custom door pull screws, hex drive one end, 1/4-20 thread opposite end

# Assembly

