

CRT-FSP

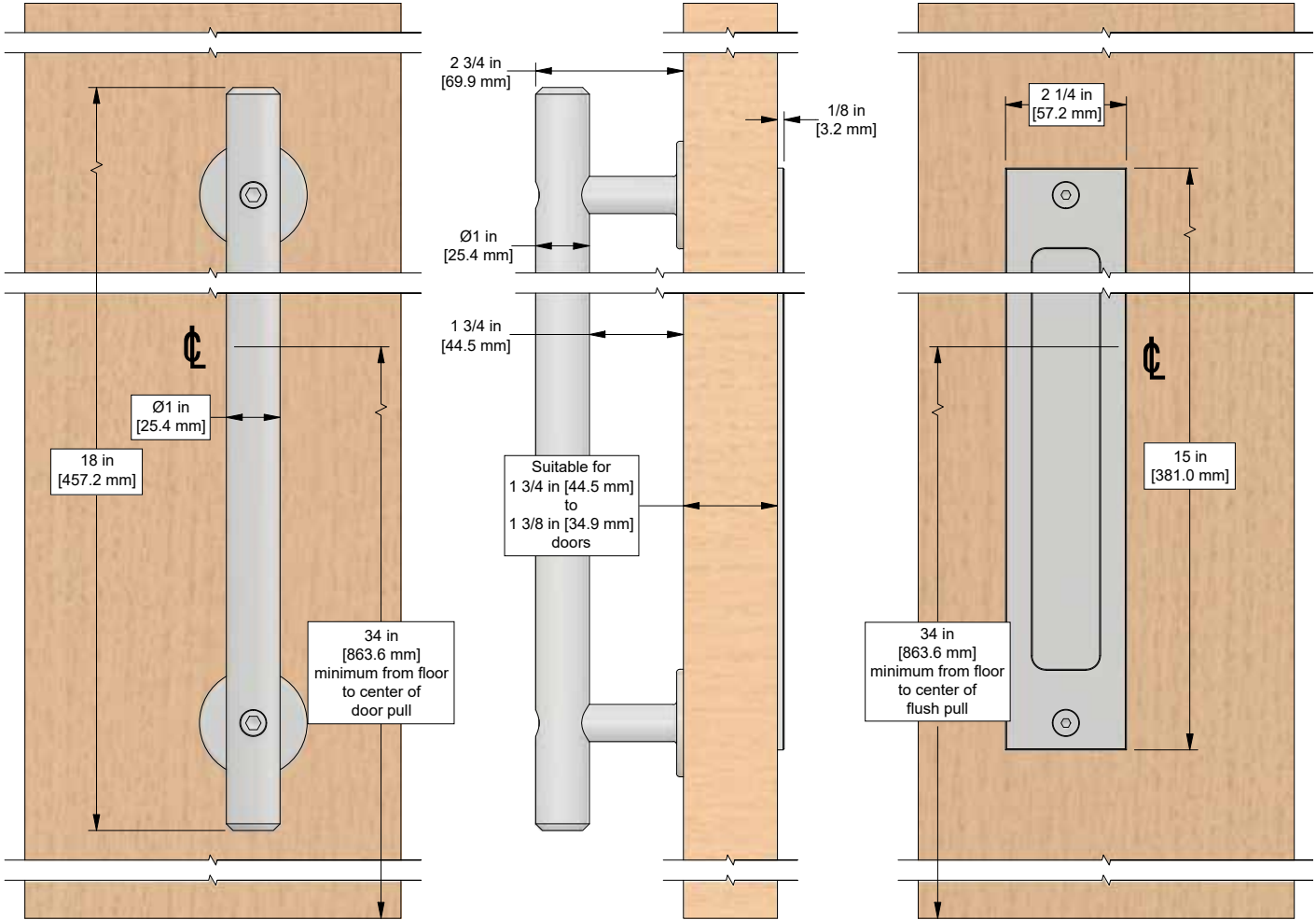
Back-to-Back Round Bar Door Pull + Flush Pull Set

Installation Instructions

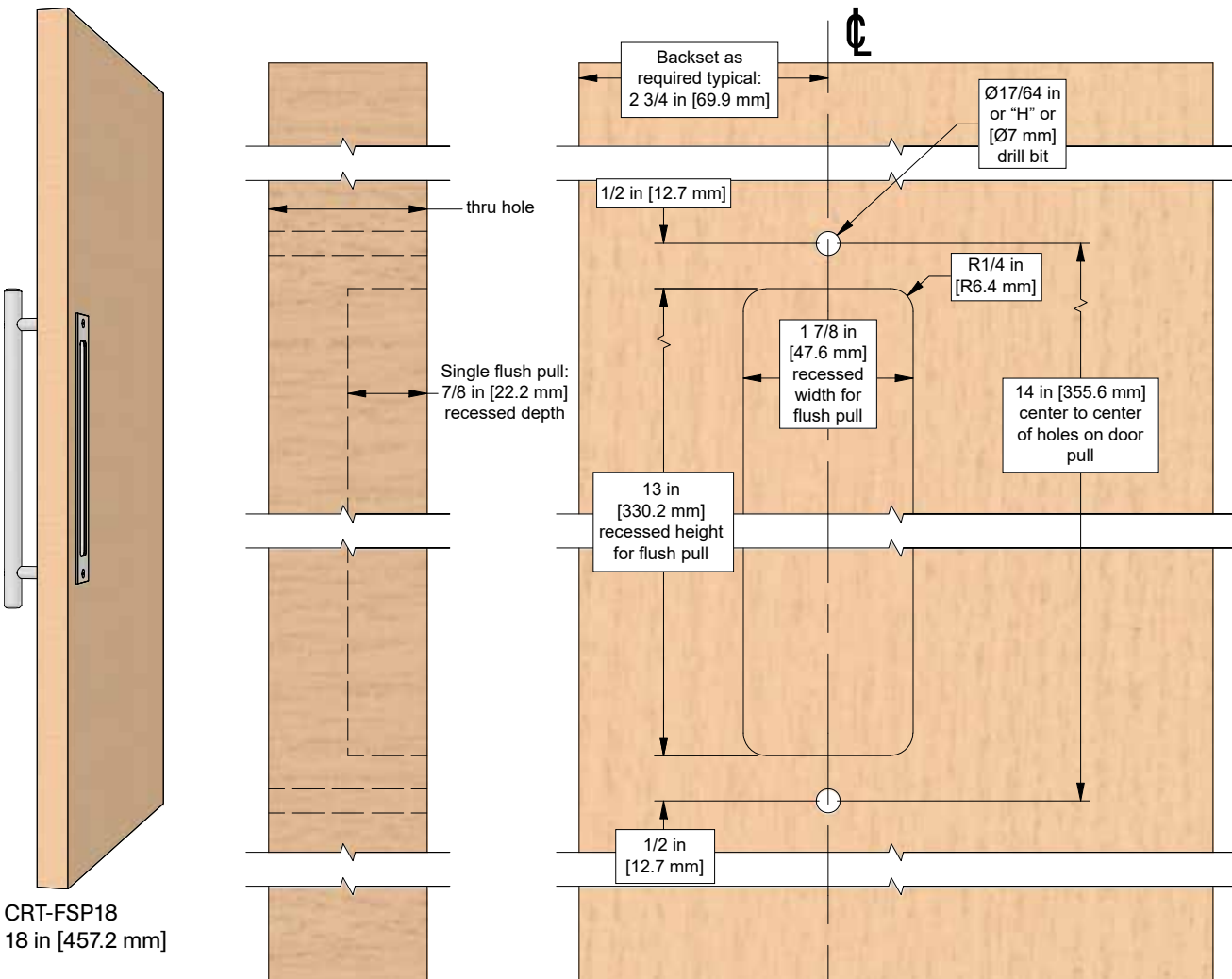
Door Thickness: 1 3/8 in [34.9 mm] to 1 3/4 in [44.5 mm]

With \varnothing 1 in [25.4 mm] x 18 in [457.2 mm] round bar door pull and 2 1/4 in [57.2 mm] x 15 in [381.0 mm] flush pull

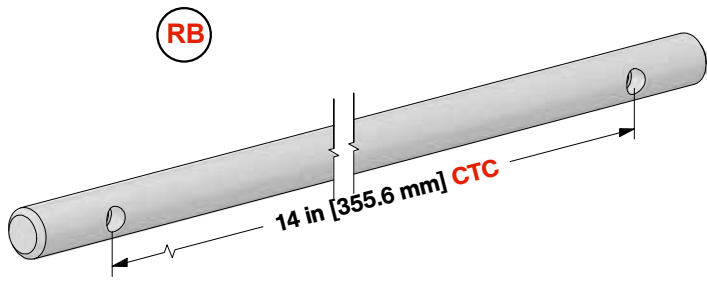
Product Dimension Details




Door Prep Details



Parts List



CRT-RBDP Round Bar Door Pull (1)
 Ø1 in [25.4 mm] x 18 in [457.2 mm] round bar



CRFT-B15 (1)
 2 1/4 in [57.2 mm] x 15 in [381.0 mm]
 flush pull



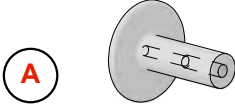
SC
 5/16-18 x 1" Socket Head Cap Screw (2)



FC212
 1/4-20 x 2-1/2" Flat Head
 Socket Cap Screw (2)



CRFT-FSPSCREW2
 1/4-20 x 3" Flat Head Socket Cap Screw (2)
 (optional add-on for doors greater
 than 1 3/4 in [44.5 mm] up to 2 1/4 in
 [57.2 mm] doors)



A
CRT-DPB-A (2)
 Door pull bracket Type A, threaded hole
 both ends

Assembly

