

CRT-GDP

Back-To-Back Round Bar Glass Door Pulls

Installation Instructions

Door Thickness: 1/2 in [12 mm] to 3/8 in [10 mm]

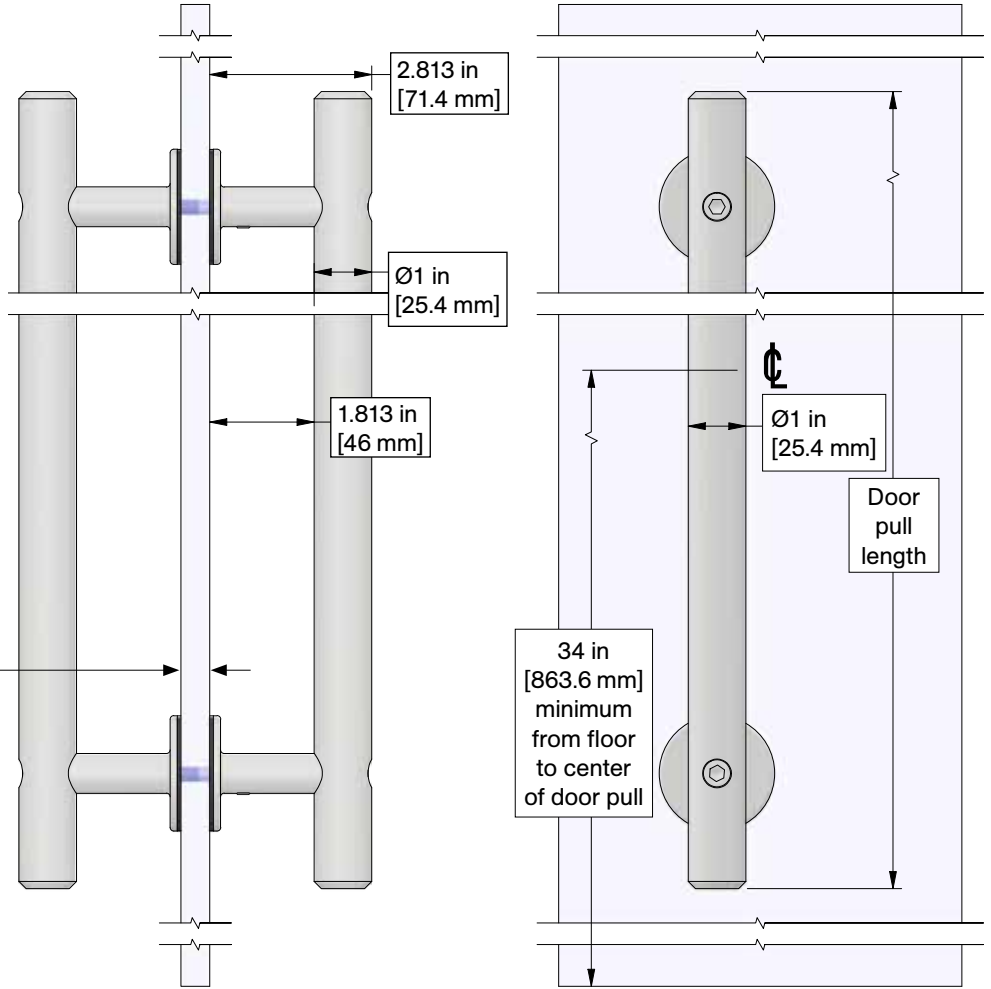
Available in Ø1 in [25.4 mm] x 18 in [457.2 mm] or 36 in [914.4 mm] round bar door pulls

Center to Center Hole Spacing for Door Pulls

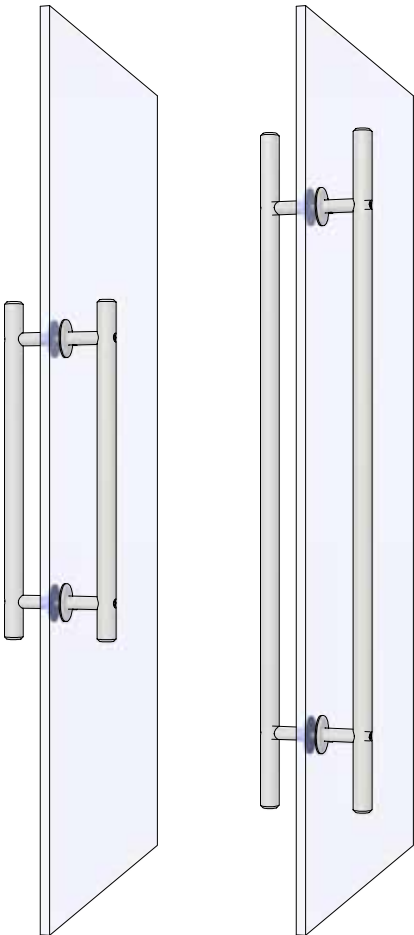
Overall Pull Length	No. of Holes	Dimension CTC
18 in [457.2 mm]	2	14 in [355.6 mm]
36 in [914.4 mm]	2	28 in [711.2 mm]

Suitable for
1/2 in [12 mm] to
3/8 in [10 mm]
doors

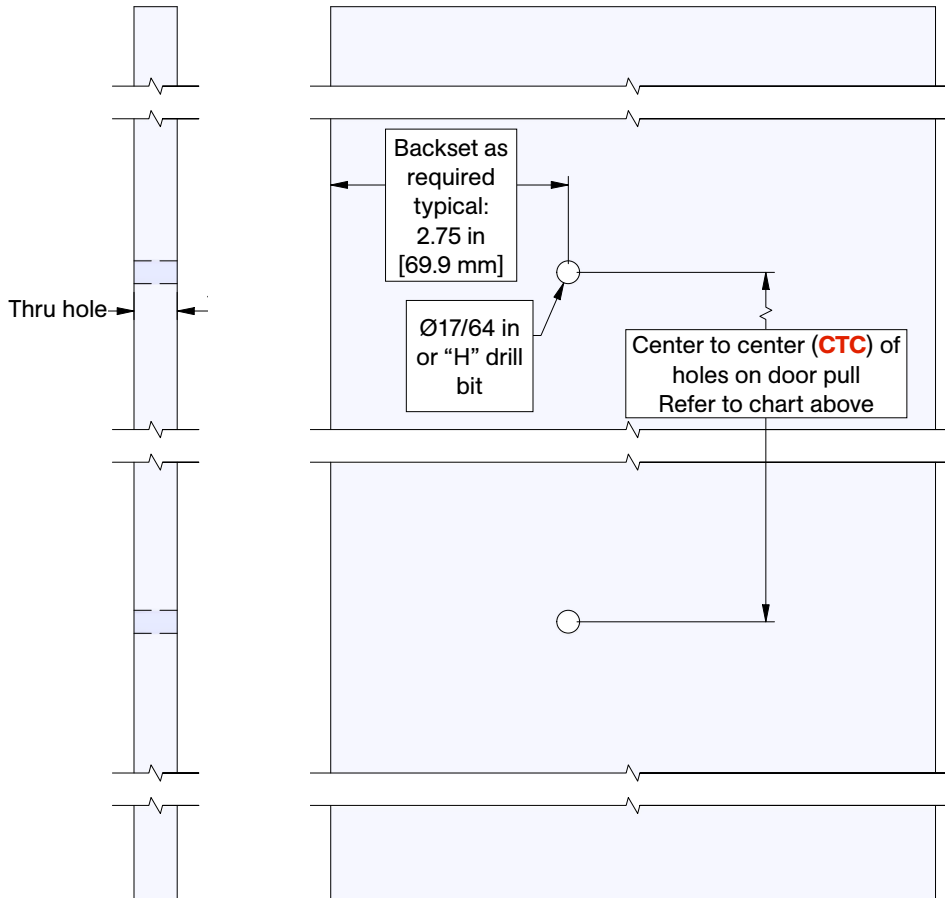
Product Dimension Details



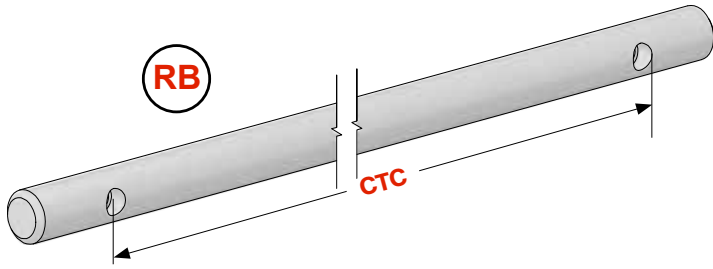
Door Prep Details



CRT-GDP18 (18 in [457.2 mm]) shown left
CRT-GDP36 (36 in [914.4 mm]) shown right



Parts List



CRT-RBDP-[door pull length] Round Bar Door Pull (2)
Door pull length, see chart right

Center to Center Hole Spacing for Door Pulls

Overall Pull Length	No. of Holes	Dimension CTC
18 in [457.2 mm]	2	14 in [355.6 mm]
36 in [914.4 mm]	2	28 in [711.2 mm]

SC

5/16-18 x 1" Socket Head Cap Screw (4)

A

CRT-DPB-A (2)
Door pull bracket Type A, threaded hole both ends

OR

CRFT-GWIR Rubber O-Ring (4)

B

CRT-DPB-B (2)
Door pull bracket Type B, threaded hole one end, clearance hole opposite end

GDS

CRFT-GDPSCREW (2)
Custom glass door pull screws, hex drive one end, 1/4-20 thread opposite end

SS

1/4-20 x 3/16" Cup Point Socket Set Screw (2)

Assembly

