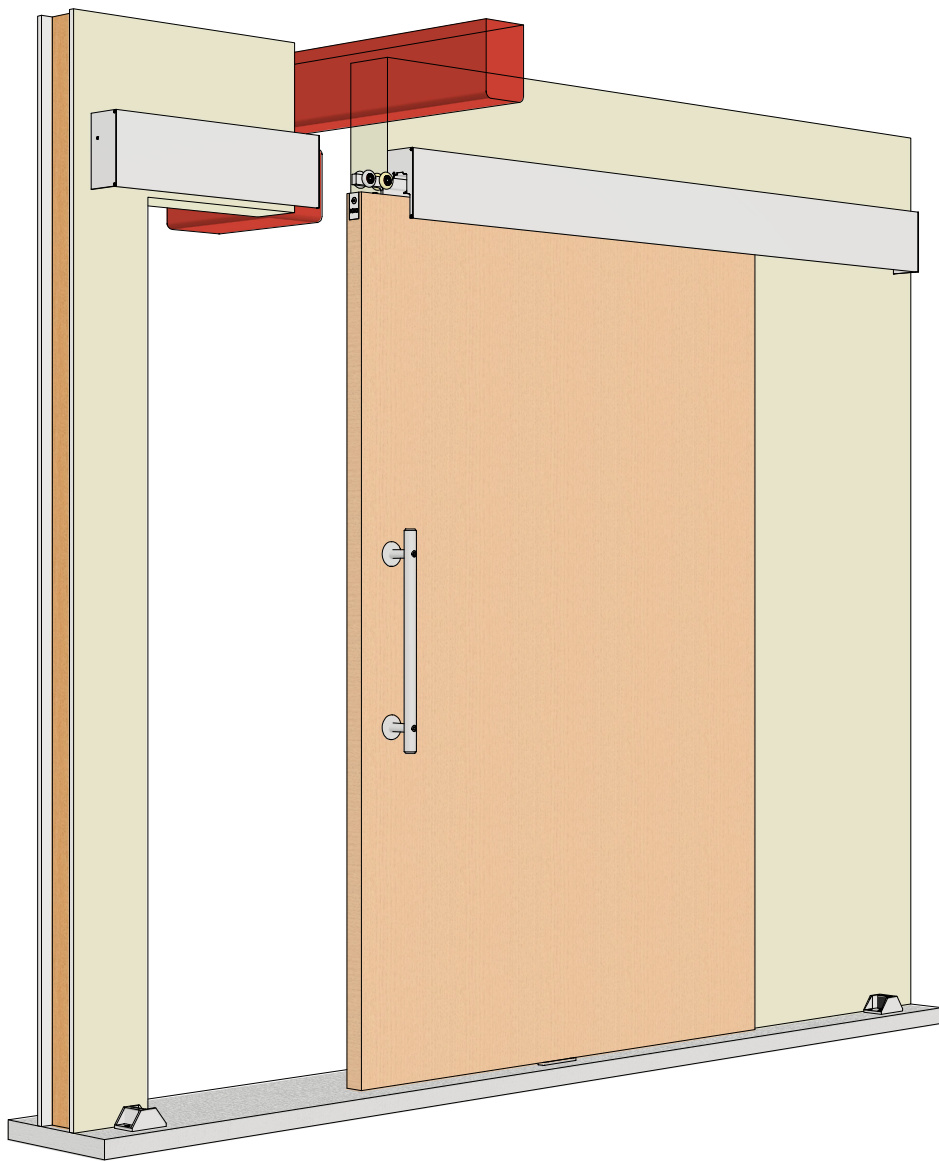


CROWDER CANTILEVER

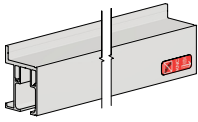
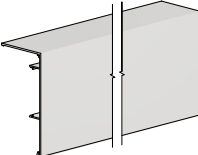
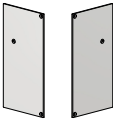
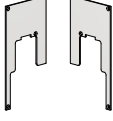
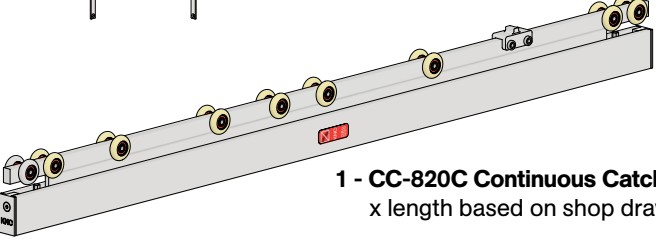

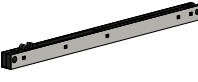
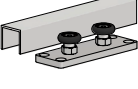

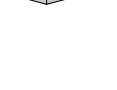
Square Side Mount



FEATURES






- Designed to allow patient lift systems to seamlessly travel across doorways from one room to the next, ensuring uninterrupted operation in hospitals and assisted living facilities
- Allows sliding doors to travel across a gap in the track up to 16 in [406 mm]
- 300 lbs. [136 kg] weight capacity
- Effortless opening and closing of the door with the Catch 'N' Close Closing System
- Square fascia design for minimum and modern look
- Nylon wheels and precision ball bearings provide smooth and quiet door operation
- Flared tracks at gap ease the transition for the door crossing over
- Leading stainless steel tire on hanger for increased durability when crossing gap
- Heavy-duty double roller floor guide system ensures stability
- 3/8 in [9 mm] hanger adjustability
- Adjustable in-track stops
- Handed openings
- Cycle tested for up to 150,000 cycles without fail
- ADA Compliant (Barrier-free) design
- Available in clear or black anodized, mill finish or powder coated
- Minimum 1 3/4 in [44.5 mm] thick doors

COMPLETE 1 DOOR KIT BREAKDOWN

-  **2 - CC-908 Flared Side Mount Tracks**
x lengths based on shop drawing
-  **2 - CC-980 Fascias**
x lengths based on shop drawing
-  **1 - CC-982 End Cap Pair**
complete with screws
-  **1 - CS-983 Notched End Cap Pair**
complete with screws
-  **1 - CC-820C Continuous Catch 'N' Close Cantilever Hanger Body**
x length based on shop drawing
-  **2 - CC-101HD Catch 'N' Close In-Track Stops**
complete with set screws for friction fit
-  **2 - Catch 'N' Close Closing Devices**
complete with screws
-  **1 - C-914 Aluminum Guide Channel**
x length based on shop drawing
-  **1 - C-913-2 Double Roller Floor Guide**
complete with screws
-  **2 - C-102HD Floor Stops**
complete with screws

OPTIONAL

Door Locks & Pulls

-  **C-95SLL-OIHL Privacy Lockset with Emergency Release Occupancy Indicator**
Self-Latching, Self-Locking, Barrier-Free (ADA Compliant)
-  **C-95SLL-LL Passage Set**
Self-Latching, Barrier-Free (ADA Compliant)
-  **C-94BL-HLDP Privacy Barn Door Lockset with Emergency Release Occupancy Indicator**
Barrier-Free (ADA Compliant)
-  **C-92L-HLDP Privacy Lockset with Emergency Release Occupancy Indicator**
Barrier-Free (ADA Compliant)
-  **CRT-DP Back-to-Back Round Bar Door Pulls**
Barrier-Free (ADA Compliant)

Customer Name

Job No./Name

Date

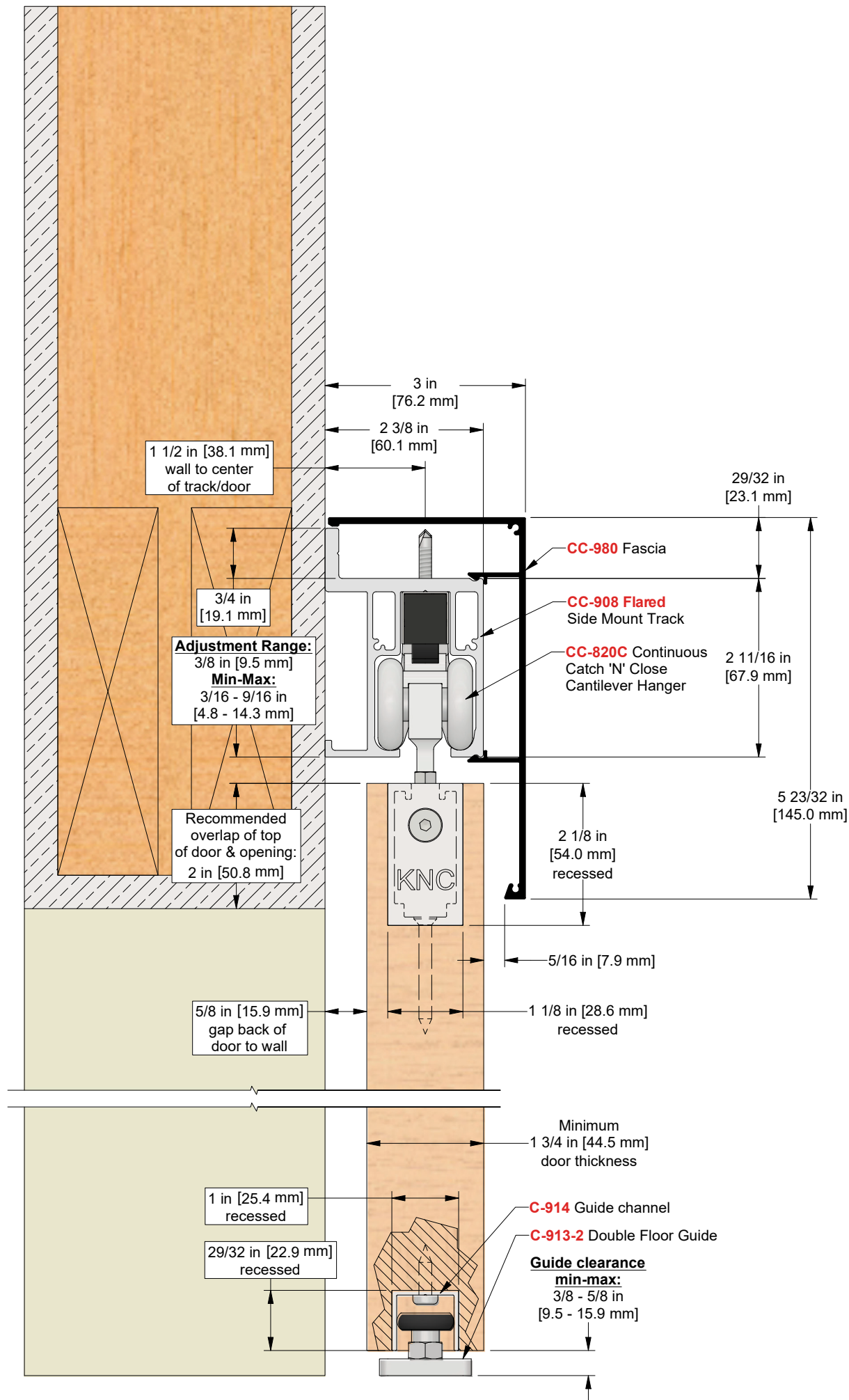
Provided By

Notes

CROWDER CANTILEVER

Square Side Mount

SECTION VIEW



Customer Name

Job No./Name

Date

Provided By

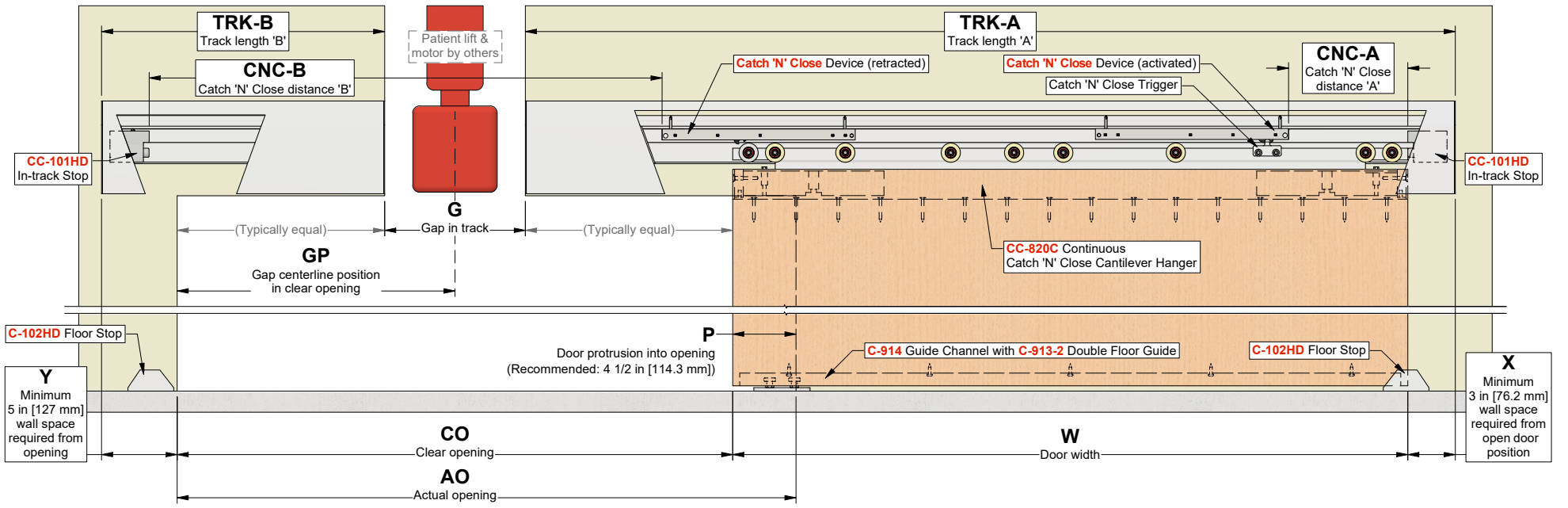
Notes

CROWDER CANTILEVER

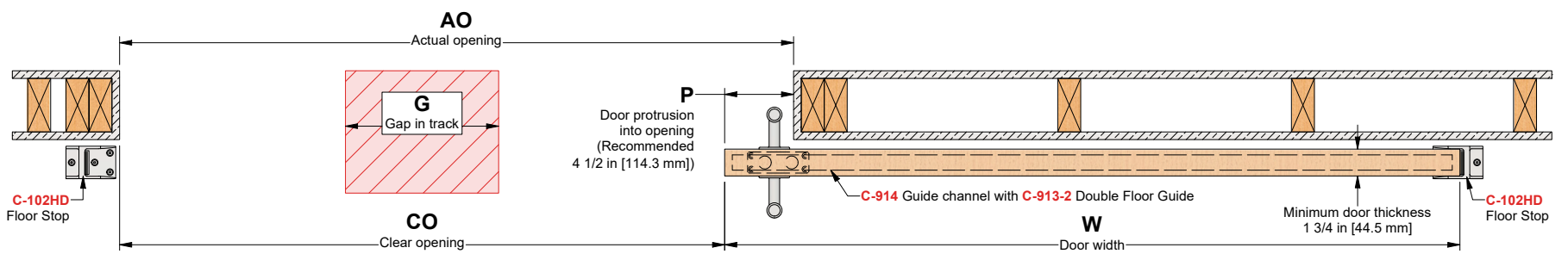
Square Side Mount



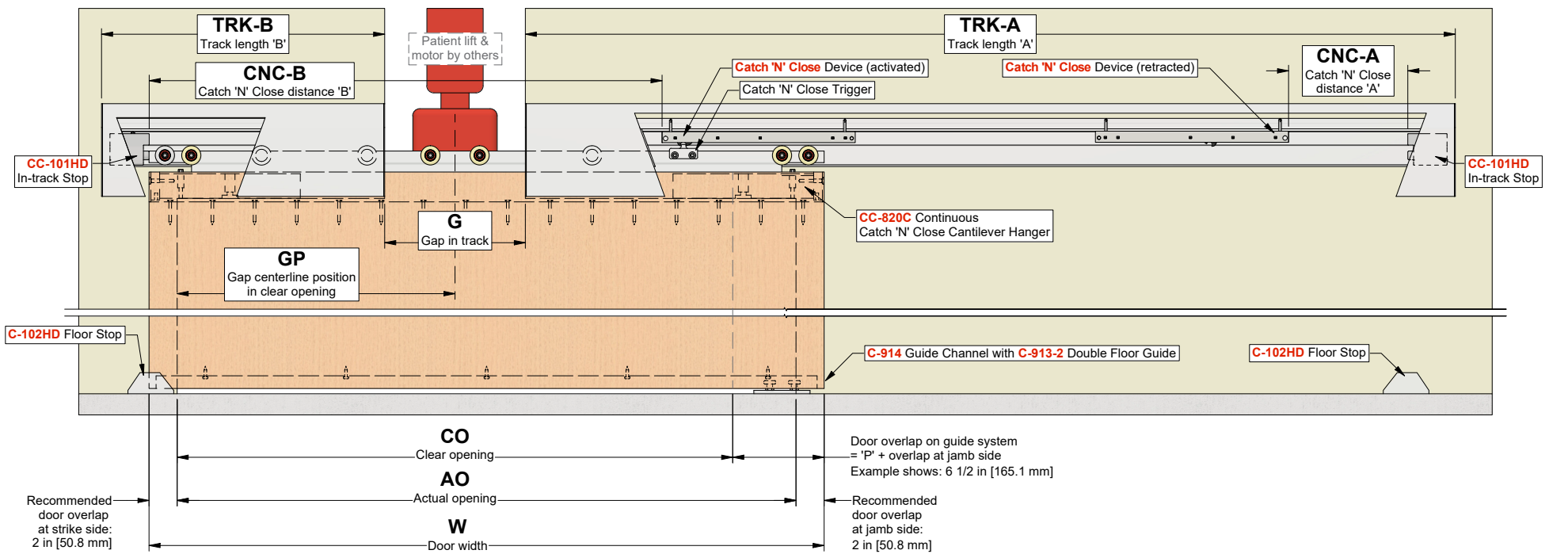
ELEVATION VIEW - OPEN POSITION



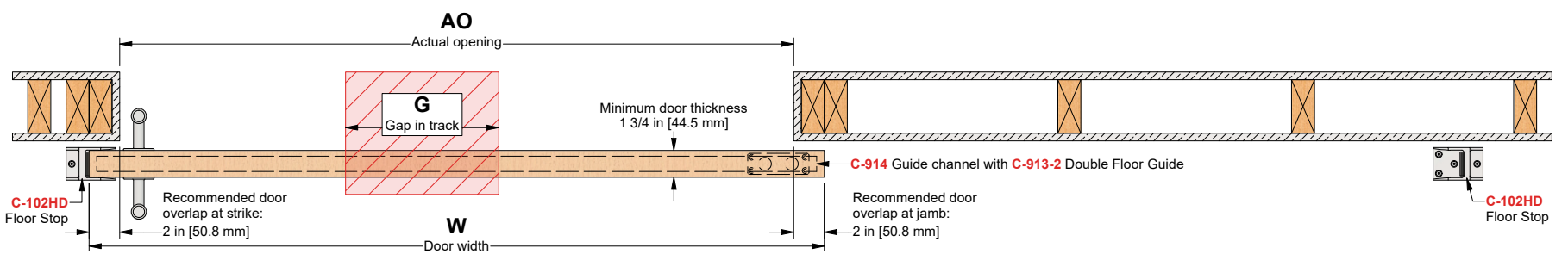
PLAN VIEW - OPEN POSITION



ELEVATION VIEW - CLOSED POSITION



PLAN VIEW - CLOSED POSITION



Customer Name	Job No./Name	Date	Provided By

Notes