

## FEATURES

### Security Steel Door Louver

- For 1 3/4 in [44.5 mm] doors
- Recommended for vandal-proof building design
- 2 rows of sight-proof inverted, split Y-blades at 1 in [25.4 mm] intervals in welded frame with interlocking construction
- Security grille welded to interior and exterior of louver with 13/16 in [20.6 mm] square openings, two-piece thru-bolted door
- 18-gauge cold rolled steel frame and blades; 12-gauge cold rolled steel security grille
- Custom sizing (min. cut-out size 6 in [152.4 mm] x 6 in [152.4 mm], max. cut-out size 36 in [914.4 mm] x 80 in [2032 mm])
- Multiple sections can be combined for larger sizes
- 40% free area for optimal airflow

## STANDARD SIZES

Width Inches	x	Height Inches
<b>Mineral Bronze Powder Coat</b>		
18	x	12
18	x	18
24	x	12
24	x	24

## CUSTOM SIZE

(dimensions are door cut-out size, unless specified otherwise)

\_\_\_\_\_ wide x \_\_\_\_\_ high

## OPTIONS

### Finish

Standard mineral bronze powder coat (B)

Special order colours

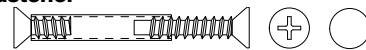
AMS Beige (AB)	Brass (BRA)	Gray (G)
SC Beige (SB)	Black (BK)	Silver (SI)
Sand (S)	Flat Black (FBK)	White (W)

### Add-on for Corrosion Resistance and Exterior Use


(available with above finish)

Zinc-plated

### Fastener



#8-32 Phillips Head Thru-Bolts with blank head one side, matches finish



Security torx screws

### Screen

No screen

Nylon insect screen - black fibreglass screen with 18 x 16 mesh

Aluminum bird screen - silver aluminum screen with 18 x 16 mesh

Customer Name

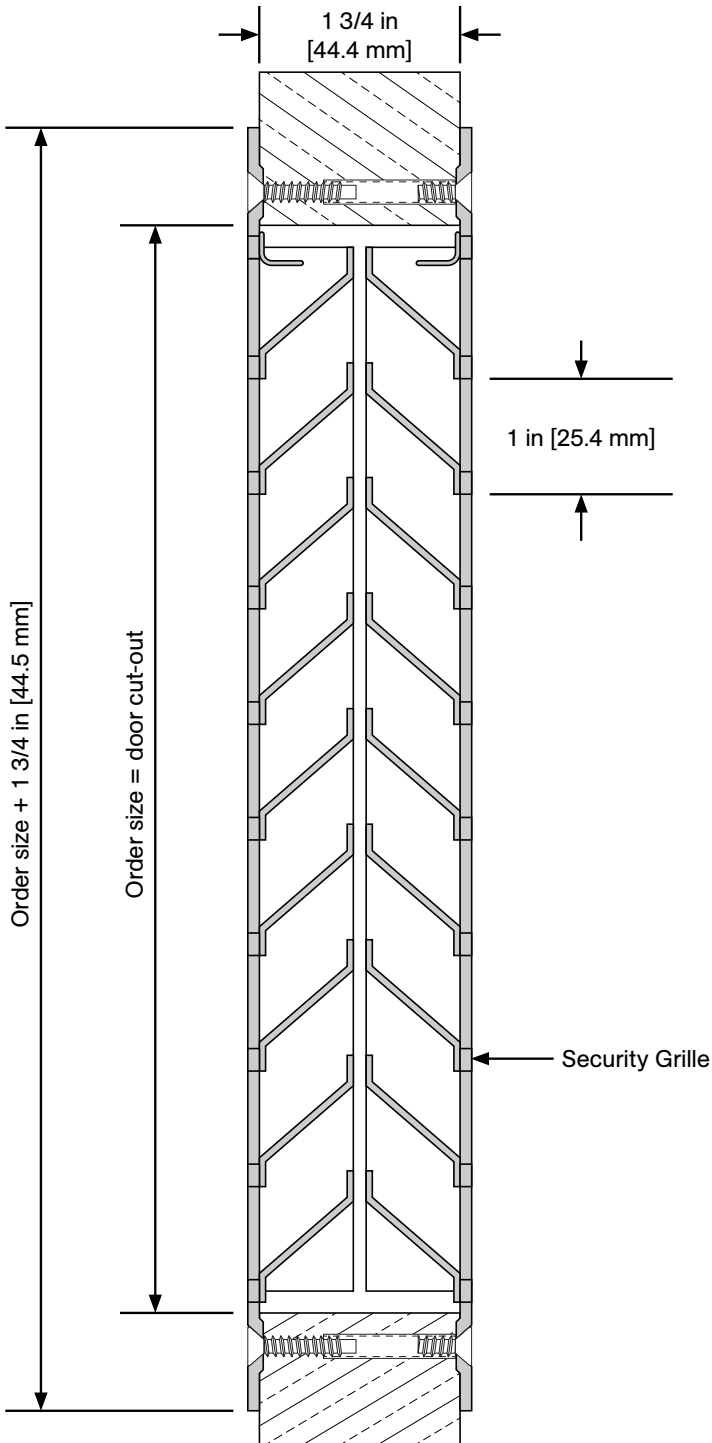
Job No./Name

Date

Provided By

Notes

## PRODUCT DIMENSIONS



Customer Name

Job No./Name

Date

Provided By

Notes